

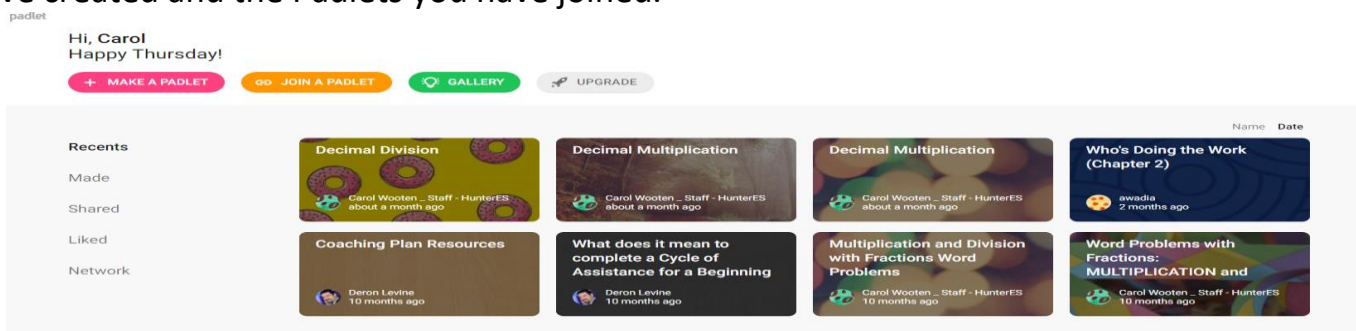


Purpose: With Padlet, you can enhance collaboration in the classroom by posting and sharing ideas on a virtual wall.

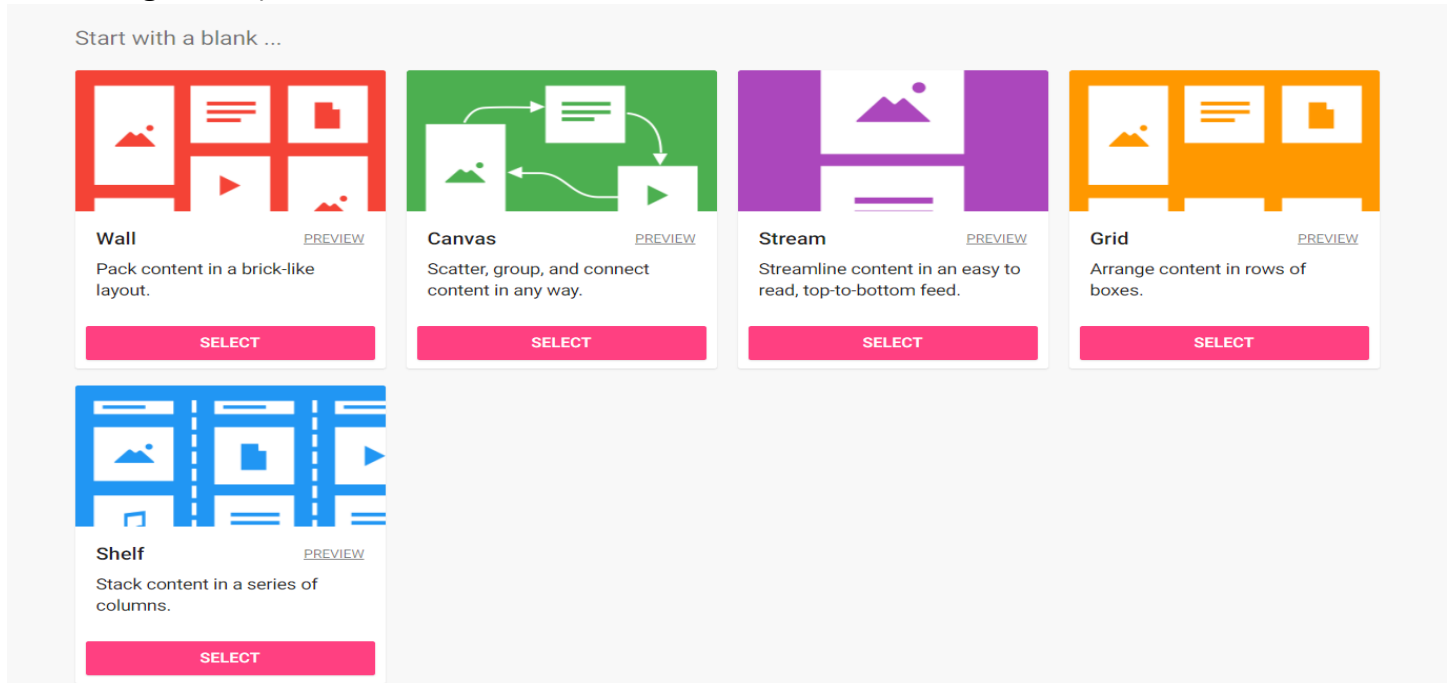
How to use:

1. Go to www.padlet.com
2. Create an FREE account and log in.
3. Click on the button to construct a virtual wall.
4. Options to adjust settings:
 - a. Click “Modify this Wall” and provide a title and directions. You can also change the background wallpaper.
 - b. Click on “Address” and “Pick a Padlet.com address.” You can change the address and make it easier if you are having students type the address in their browser. However, if you are creating a hyperlink on your blog or website, you do not need to change the address—students can simply click on the longer address.
 - c. You can also change the privacy settings to make your page password protected. Making the wall password protected means that only students with that password can write (type) on that wall. You can also “moderate posts,” which allows you to approve student posts before they are posted on the wall for all to see.
 - d. On the teacher’s Padlet, you have the option to delete a post, if needed. Click on the post and there will be a letter “x” in the corner. Click on the “x” to delete the post. Teachers also have the option to edit the student post, if needed.
5. Double click on the wall to post.

The image below shows the screen when you log in to Padlet. You will see the Padlets you have created and the Padlets you have joined.



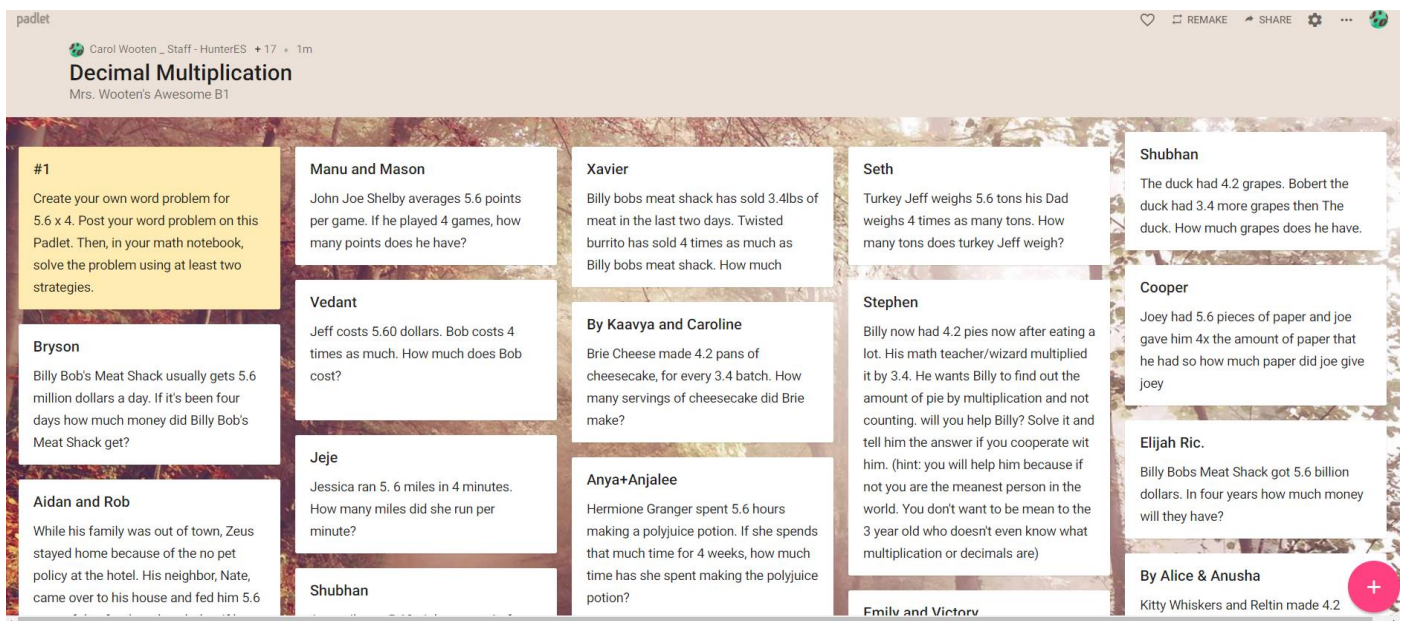
The following screen shot shows your Padlet layout options (how the content entered on the wall is organized):



For students:

1. Students will need to either (1) type in the address of your wall or (2) click on the hyperlink for your wall on your website or blog.
2. Then, they can double click on the wall and create a post.

Sample of a wall with student input. With this wall, students were given a computation problem where they created the context.



A digital copy of this document can be found at <http://carolwooten.weebly.com> under the "NC Association of Elementary Educators (NCAEE) Conference" tab